







# Domestic Abuse – Newcastle last 12 months to 31<sup>st</sup> December 20

Incidents for Service (Incidents)	Initial Safeguarding	Repeat	Crime	Positive Outcomes	Other Outcomes Safeguarding
					
Incidents	Resourced	Victims	Crime & Non Crime	Positive Outcomes	DVPN/O
5 -8% (-245)	2125 -13% (-321) 79% resourced	533 Repeat* Victims With 1650 DA offences <b>19% of victims</b>	2843 -15% (-514)	<b>10%</b>	23 DVPNs 21 DVPos
er/Ex Partner Incidents		Offenders	Crime	Out of Court Disposals	
7 -6% (-149)		397 Repeat* Offenders With 1173 DA Offences <b>20% of offenders</b>	1747 -11% (-211)	<b>0.2%</b> 4 -33% (-2)	
ly Incidents			Non Crime	Charge/Postal Requisition	
-15% (-96)		* Based on 2 or more crime or non crimes in a 12 month period	1096 -22% (-303)	<b>8%</b> 142 -7% (-10)	